

450 hp [1,145,000 BTU/hr]



Available with 6061 T6 Aluminum/A514 T1 Carbon Steel/304 Stainless Housing and Rotor Elements

SIMPLE, RELIABLE, FLAMELESS

PREHEAT AND WARM ENGINES

HEAT TO VAPORIZE LIQUIFIED GASES

HEAT OILS, FUELS AND LUBRICANTS

HEAT BUILDINGS, SHELTERS, AND DECKS

PREVENT WATER FREEZING IN TANKS

WARM AND CIRCULATE POTABLE WATER


DEICE VEHICLES AND AIRCRAFT

BOIL WATER/DESTROY PATHOGENS

HEAT COOKING AND WASH WATER

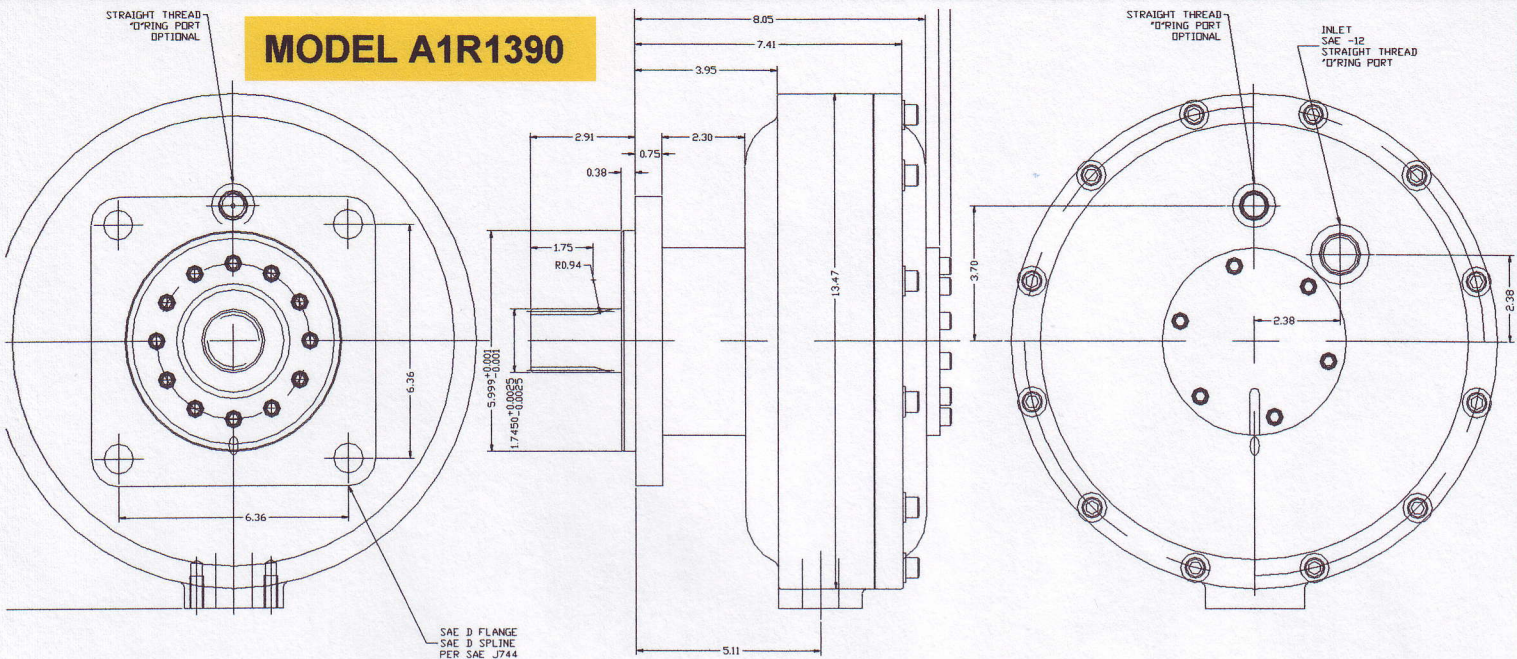
WARM HYDRAULIC SYSTEMS

COOK AND HEAT FOOD



Simple and rugged characterizes the Island City DHG construction.. Monolithic CNC machined components are TYPE III anodized per MILSPEC for corrosion and erosion protect. Hard housing surface finish (85 Rockwell) is approved for potable water and food applications. Operating temperature range to 250 deg F [121 deg C] with higher operating temperature available upon application. Model 1390 HD rotary and stationary surfaces are CNC machined from wrought 304 stainless steel for continuous duty full-power applications. All units include high-temperature bearings and hardened 4140 shaft with chrome-plated shaft journals.

MODEL A1R1390



0 TO 450 hp [1,145,000 BTU/hr] INSTANTANEOUS HEAT

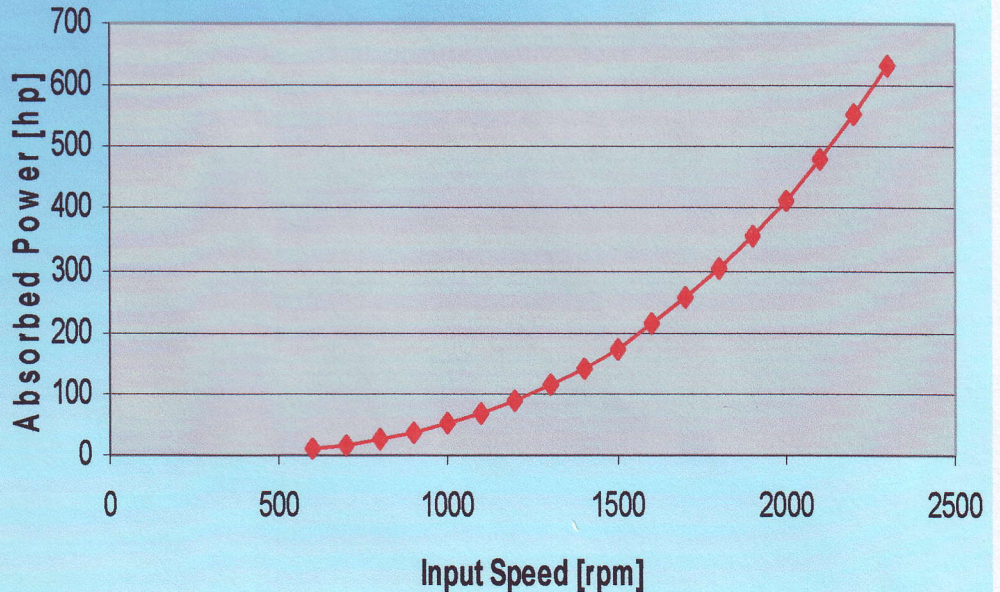
WEIGHT: 80 lb (6061-T6) 165 lb (304 SS)

The ISLAND CITY Dynamic-Heat-Generator is a **MECHANICALLY DRIVEN** heater that converts rotating shaft input directly into heat to warm water, water/glycol mixtures or oil. The DHG requires only rotary input to heat large fluid volumes rapidly and efficiently without a heat exchanger. **ORIGINALLY** developed to heat and maintain engine temperature in large oil-field engines during idle in arctic conditions. Driven from engine PTO, electric motor, hydraulic drive or belt the DHG has only one moving part requiring no regular service or consumables. Available with standard SAE shaft/flange, other drives upon application.

BASIC SPECIFICATIONS Model 1390 and HD

- Capacity:** 450 hp [1,145,000 BTU/hr]
- Temp (max):** 250 deg F (Higher temperature available upon application)
- Input Drive:** SAE A, B, C, D or customer specified
- Heat Regulation:** Rotational Speed
Full Disconnect Clutch
Fluid Inlet Flow
- Ports:** Inlet: #12 SAE Outlet: #16 Code 61 or customer specified
- Pressure (max):** 300 psi
- Options:** Integral Charge Pump
Full Disconnect Clutch
Thru-Drive SAE A - D
- Housing/Rotor:** CNC Machined 6061 T6 Alloy
ASTM 304 Stainless Steel (HD)
A514 T1 HSLA Steel (XHD)
- Finishes:** 6061 T6 - Anodizing per MIL-A-8625F
304 Stainless Steel - Natural Finish
A514 T1 - NITROFLEX

**Performance Curve
Model A1R1390**



ISLAND CITY LLC

1800 West Taylor Street, Merrill Wisconsin USA 54452
 TEL: 715 536-8600 FAX: 715 536 8660
 islandcitydhg@verizon.net