


PN

Features and Ratings	p. 152
PN20/30	p. 153
PN20/30 High Temp	p. 155
Spare parts	p. 157
Dimensions	p. 159



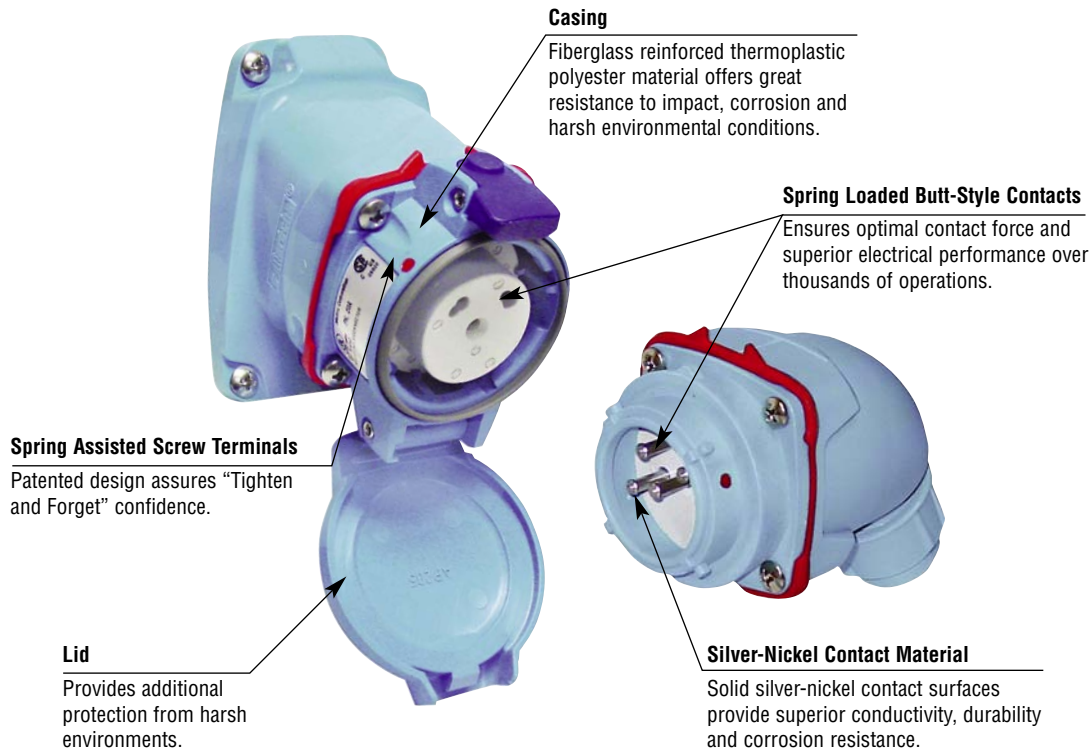
Compact plugs and receptacles – standard or high temperature rated

PN Series plugs and receptacles offer superior safety, durability and electrical performance relative to competitive devices. They feature Meltric's spring-loaded, silver-nickel butt contacts in a compact design that is ideal for use on small equipment and other applications where space is limited. PN devices are available with up to IP66+IP67 environmental protection. Available casing materials include glass fiber reinforced polyester (PBT), epoxy coated Zamak and aluminum. The aluminum cased models are designed to withstand high temperatures and can be used in applications up to 365° F.

Main Advantages

- ▼ Compact yet durable device
- ▼ Spring loaded silver-nickel contacts
- ▼ Spring assisted terminals are unaffected by vibrations and thermal cycling

Product Features



Operating Instructions



To break the circuit and remove the plug, press the pawl, apply inward force and rotate the plug clockwise.



The plug can be safely withdrawn from the receptacle. The plug contacts remain shrouded until after the circuit is broken.



To reconnect, align the red dots on the plug and receptacle bodies, insert plug into the receptacle, apply insertion force and rotate the plug 20° counterclockwise.

General Ratings


Amperage	20 to 30A
Voltage	600 VAC Max
Frequency	50-400 Hz
Environmental	NEMA 4X, IP66+IP67
Temperature	min -40°F/max 140°F (365° high temp model)

Current Interruption Listings

Model	Current interruption capabilities
PN20	For current interrupting
PN30	Not for current interrupting

Highlighted Feature

PN Contact



PN devices feature silver-nickel, spring-loaded, butt-style contacts for superior durability and electrical performance.

Listings

Category	UL	CSA	IEC
Plugs and Receptacles	UL 1682*	C22.2 No. 182.1*	60309-1

* PN 20A devices are UL and CSA listed for current interrupting, PN 30A devices are UL listed, non-current interrupting
PNHT devices are not UL/CSA listed



Compact – 20A or 30A Standard Duty Plugs & Receptacles

Ratings

- Voltage**
600 VAC, 250 VDC
- Current Interruption Capability**
20A Current Interrupting (up to 480 VAC)
15A Current Interrupting (600 VAC, 250 VDC)
30A Non-Current Interrupting
- Environmental Ratings**
IP66+IP67*, IP54/IP55**
* IP66+IP67 provides advanced watertightness for washdown duty applications.
** IP54 provides rainproof watertightness with ease of connection convenience.
- Temperature Range**
Min -40°F/Max 140°F
See pg 204 for temps below -15°F.
- Wiring Capacity**
Min 18 AWG Max 10 AWG
- Listings**
UL, CSA, IEC, CE*
* Contact Customer Service

Notes: • 600V devices are rated for current interrupting up to 15A only

Receptacle (female)



Don't forget to add installation accessories to your order

Inlet (male)



Notes: • The same male inlet is used for IP66+IP67 or IP 54 watertight ratings.

IP66+IP67 or IP54

Voltage	Polarity	Part #		Part #		Voltage	Polarity	Part #		Part #	
		Poly	Metal	Poly	Metal			Poly	Metal	Poly	Metal
120/208V	3P+N+G	01-N4167	09-N4167	01-S4167	09-S4167	120/208V	3P+N+G	01-N8167	09-N8167		
125V	1P+N+G	01-N4075	09-N4075	01-S4075	09-S4075	125V	1P+N+G	01-N8075	09-N8075		
125/250V	2P+N+G	01-N4076	09-N4076	01-S4076	09-S4076	125/250V	2P+N+G	01-N8076	09-N8076		
208V	2P+G	01-N4162	09-N4162	01-S4162	09-S4162	208V	2P+G	01-N8162	09-N8162		
208V	3P+G	01-N4163	09-N4163	01-S4163	09-S4163	208V	3P+G	01-N8163	09-N8163		
250V	2P+G	01-N4072	09-N4072	01-S4072	09-S4072	250V	2P+G	01-N8072	09-N8072		
250V	3P+G	01-N4073	09-N4073	01-S4073	09-S4073	250V	3P+G	01-N8073	09-N8073		
277V	1P+N+G	01-N4045	09-N4045	01-S4045	09-S4045	277V	1P+N+G	01-N8045	09-N8045		
277/480V	3P+N+G	01-N4047	09-N4047	01-S4047	09-S4047	277/480V	3P+N+G	01-N8047	09-N8047		
347/600V	3P+N+G	01-N4147	09-N4147	01-S4147	09-S4147	347/600V	3P+N+G	01-N8147	09-N8147		
480V	2P+G	01-N4042	09-N4042	01-S4042	09-S4042	480V	2P+G	01-N8042	09-N8042		
480V	3P+G	01-N4043	09-N4043	01-S4043	09-S4043	480V	3P+G	01-N8043	09-N8043		
600V	2P+G	01-N4142	09-N4142	01-S4142	09-S4142	600V	2P+G	01-N8142	09-N8142		
600V	3P+G	01-N4143	09-N4143	01-S4143	09-S4143	600V	3P+G	01-N8143	09-N8143		

Other voltage configurations are available – contact customer service at 800.433.7642.

Main Options



Receptacle Options

Option	Part #
Reverse Interiors	Recept # - 001
With Flush Mount	Recept # - 142
Locking Pawl	Recept # - 824-300
30A Rating	Recept # - 30A

Inlet Options

Option	Part #
Reverse Interiors	Inlet # - 001
30A Rating	Inlet # - 30A

Example:
To order a device with a reverse interior add **-001** to the inlet and receptacle part numbers.

PN20 Inlet 3P+G = 01-N4043-**001**

PN20 Receptacle 3P+G = 01-N8043-**001**

Appropriate accessory part numbers must also be included on the order.

See pgs 181-190 for detailed information on these options

Installation Accessories

Unless indicated otherwise, accessories can be used with either poly or metal plugs and receptacles

Handles



NPT	Poly Handle Threaded Opening	Metal Handle* Threaded Opening	90° Nylon Handle Threaded Opening
1/2"	01-NA013-12	H091U12	04-2A090-5-12
3/4"	01-NA013-34	H091U34	04-2A090-5-34
1"	01-NA013-1	H091U1	04-2A090-5-10

Cable Range	Straight Poly Handle w/Clamp & Bushing	Angled Poly Handle w/Clamp & Bushing
.27 - .75	01-NA013	-
.32 - .67	-	01-NA313

NPT Guidelines

Cable Range	NPT	Cable Range	NPT
.062 - .5	1/2"	.437 - 1.10	1"
.187 - .75	3/4"	.750 - 1.375	1 1/4"

NPT sizes are determined by the cable diameter and third party cord grip.

Notes: • For available cord grips, see pgs 177-178.
* For metal devices only

Junction Boxes



NPT	Metal Box	Metal Box With Nylon Angle	Metal Box With Metal Angle	Poly Conduit Entry	Poly Straight Wall Box	Metal Straight Wall Box	Poly 70° Wall Box
1/2"	MB312-601*	01-NA053-080-12	09-NA053-080-12	01-NA023-12	01-NA025-12	09-NA025-12	51-AA058
3/4"	MB334-601*	01-NA053-080-34	09-NA053-080-34	01-NA023-34	01-NA025-34	09-NA025-34	51-AA058
1"	MB331-601*	01-NA053-080-1	09-NA053-080-1	-	-	-	51-AA058
1 1/4"	MB3114-601*	01-NA053-080-114	09-NA053-080-114	-	-	-	51-AA058

Notes: * Use with poly angles only

** 70° boxes are not drilled. Contact customer service if factory drilling is required.

Angles



Nylon 30° Angle	Metal 45° Angle	Metal Straight Adapter 90°
01-NA027	09-NA027	MSPN

Miscellaneous Accessories



For Male Devices Only



Protective Cap	Flush Mount
01-NA126	01-2A142

Order Example


A typical order should include an inlet part number, a receptacle part number **AND** the matching handles, angles or other required accessories.



Male Inlet with Handle (Plug)
01-N8043 + 01-NA313



Female Receptacle with Angle Adapter
01-N4043 + 01-NA027



High Temperature – 20 - 30A Standard Duty Plugs & Receptacles

Ratings

- **Voltage**
600VAC, 250VDC
- **Current Interruption Capability**
PNHT20 Current Interrupting (AC)
PNHT30 Non-Current Interrupting
- **Environmental Ratings**
IP44
* For additional sealing options contact Customer Service
- **Temperature Range**
Min -40°F/Max 365°F
- **Wiring Capacity**
Min 18 AWG Max 10 AWG
- **Listings**
IEC, CE*
* Contact Customer Service

Receptacle (female)



Don't forget to add installation accessories to your order

Inlet (male)



Voltage	Polarity	Part #	
		20A	30A
250V	1P+N+G	09-24015-185	09-34015-185
250V	2P+G	09-24012-185	09-34012-185
250V	2P+N+G	09-24016-185	09-34016-185
250V	3P+G	09-24013-185	09-34013-185
250V	3P+N+G	09-24017-185	09-34017-185
600V	1P+N+G	09-24035-185	09-34035-185
600V	2P+G	09-24032-185	09-34032-185
600V	3P+G	09-24033-185	09-34033-185
600V	3P+N+G	09-24037-185	09-34037-185

Voltage	Polarity	Part #	
		20A	30A
250V	1P+N+G	09-28015-185	09-38015-185
250V	2P+G	09-28012-185	09-38012-185
250V	2P+N+G	09-28016-185	09-38016-185
250V	3P+G	09-28013-185	09-38013-185
250V	3P+N+G	09-28017-185	09-38017-185
600V	1P+N+G	09-28035-185	09-38035-185
600V	2P+G	09-28032-185	09-38032-185
600V	3P+G	09-28033-185	09-38033-185
600V	3P+N+G	09-28037-185	09-38037-185

Other voltage configurations are available – contact customer service at 800.433.7642.



This high-temperature version of the PN is approved for use in temperatures up to 365°F / 185°C.

Therefore, you can supply power to electrical equipment located next to heat sources: machines, industrial facilities, steel works, metallurgy, etc.

For temperatures higher than 365°F contact Meltric.

Installation Accessories

Handles



NPT	Threaded Opening Metal Handle*
1/2"	H091U12-185
3/4"	H091U34-185
1"	H091U1-185

Cable Range	Metal Handle
.32 - .59	09-2A913-67

NPT Guidelines

Cable Range	NPT
.062 - .5	1/2"
.187 - .75	3/4"
.437 - 1.10	1"
.750 - 1.375	1 1/4"

NPT sizes are determined by the cable diameter and third party cord grip.

Angles



Metal 45° Angle	Metal Straight Adapter
09-2A027-185	MSPN-185

Junction Boxes



NPT	Metal Box	Metal Box With Metal Angle	Metal Straight Wall Box
1/2"	MB312-NP	09-NA053-080-12-185	09-2A025-185-12
3/4"	MB334-NP	09-NA053-080-34-185	09-2A025-185-34
1"	MB31-NP	09-NA053-080-1-185	-
1 1/4"	MB314-NP	09-NA053-080-114-185	-

Order Example

A typical order should include an inlet part number, a receptacle part number **AND** the matching handles, angles or other required accessories.



Male Inlet with Handle (Plug)
09-28017-185 + 09-2A913-67



Female Receptacle with Angle Adapter
09-24017-185 + 09-2A027-185



45° Angled Inlet

Wall Box with Inlet

Connector

Wall Box with Receptacle