



Features and Ratings	p. 22
DSN20	p. 23
DSN30	p. 25
DSN60	p. 27
Spare parts	p. 29
Dimensions	p. 31



Switch rated plugs and receptacles with NEMA 4X protection

DSN Series products are switch and hp rated for quick, safe equipment changeouts. DSNs are ideal for wet environments since they offer NEMA 4X watertightness as soon as the plug is latched to the receptacle or as soon as the receptacle lid is closed.

Main Advantages

- ▼ Switch & Hp rated (AC only)
- ▼ 100 kA short circuit rated*
- ▼ NEMA 4X, IP66/67
- ▼ Compact, lightweight design
- ▼ Up to 4 auxiliary contacts

* See note under General Ratings on the next page

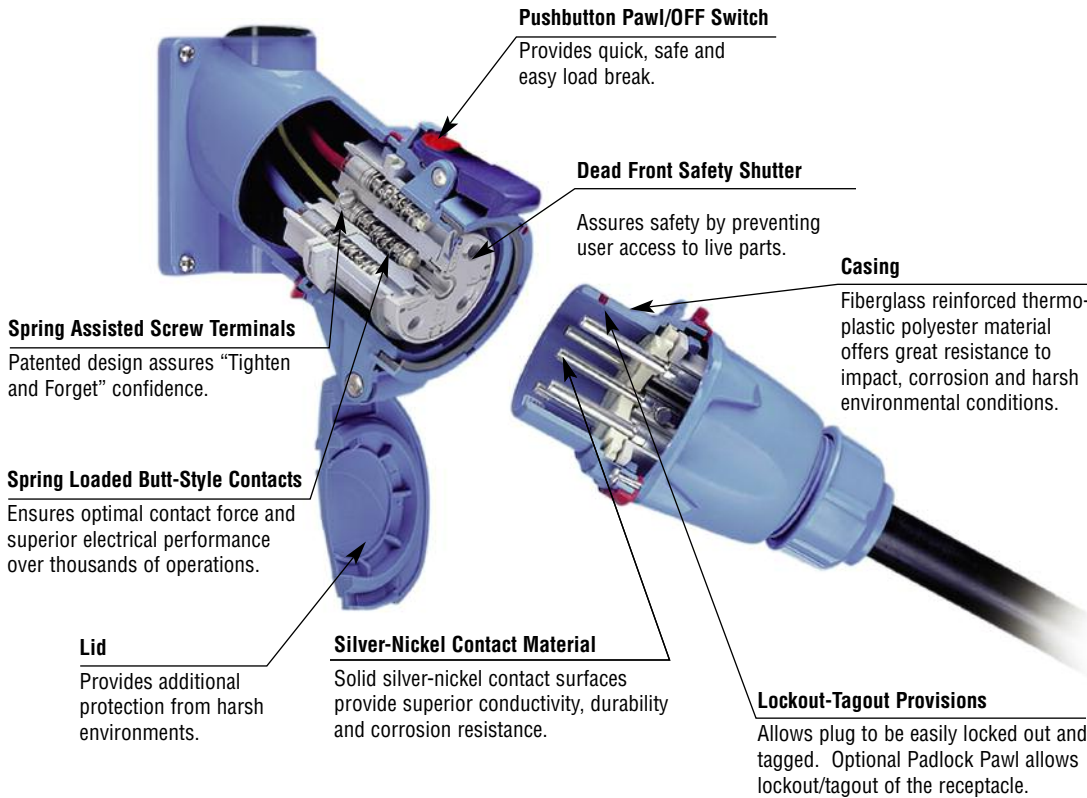
Highlighted Advantage

Simplify NFPA 70E Compliance

See pgs 17-18 for more information



Product Features



General Ratings

Amperage	20 to 60A
Voltage	600 VAC*, 250 VDC Max
Frequency	50-400 Hz
Horsepower	1/2 to 20 hp
Short-Circuit (Make & Withstand)	100kA**
Environmental	NEMA 4X, IP66+IP67
Temperature	min -40°F/max 140°F

* DSN1 devices are 480 VAC


** Testing was performed with RK1 current limiting fuses sized at 400% or more of the highest full load motor ampacity associated with the devices horsepower ratings.

Listings


Category	UL	CSA	IEC
Plugs and Receptacles	UL 1682	C22.2 No. 182.1	60309-1
Branch Circuit Disconnect Switching (AC only)	UL Subject 2682 (Performance tested to UL 98)	UL Subject 2682	60947-3, AC22, AC23
Motor Circuit Disconnect Switching (AC only)	UL Subject 2682 (Performance tested to UL 508)	UL Subject 2682	

CE ratings available upon request

Operating Instructions



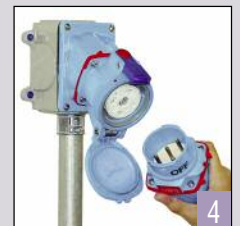
When the plug and receptacle are latched together, the circuit is connected.



Pressing the pawl causes the DECONNECTOR to break the circuit. The plug is ejected to its rest position; its contacts are now dead.



Rotating the 'dead' plug 30° counterclockwise closes the safety shutter and frees the plug to be withdrawn from the receptacle.

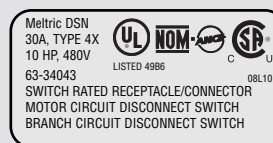


The plug and the receptacle are separated. The safety shutter prevents access to live parts.

5 To reconnect, insert plug into receptacle, rotate 30° clockwise, and apply insertion force.

Highlighted Feature

Typical Device Labels



DSN Deconnectors are UL & CSA rated for "motor circuit" and "branch circuit" disconnect switching – up to 20 hp and up to 60A



DECONTACTOR™ – 20A

Switch Rated Plugs & Receptacles

Ratings

- Voltage**
480 VAC
- Switch Rating (AC Only)**
Branch Circuit & Motor Circuit Disconnect Switching
- Horsepower Ratings**
 - 120V 1Ø 1/2 hp
 - 240V 1Ø 1 hp
 - 208V 3Ø 2 hp
 - 240V 3Ø 2 hp
 - 480V 3Ø 5 hp
- Short Circuit Rating**
100kA Close & Withstand
Testing was performed with RK1 current limiting fuses sized at 400% of the highest full load motor ampacity associated with the devices hp rating.
- Environmental Ratings**
NEMA 4X, IP66+IP67
- Temperature Range**
Min -40°F/Max 140°F
See pg 204 for temps below -15°F.
- Wiring Capacity**
Min 20 AWG Max 12 AWG
- Listings**
UL, CSA, NOM, IEC, CE*
* Contact Customer Service

Receptacle (female)



 *Don't forget to add installation accessories to your order*

Inlet (male)



Voltage	Polarity	Part # Poly
120/208V	3P+N+G	63-14167
125V	1P+N+G	63-14075
125/250V	2P+N+G	63-14076
208V	2P+G	63-14162
208V	3P+G	63-14163
250V	2P+G	63-14072
250V	3P+G	63-14073
277V	1P+N+G	63-14045
277/480V	3P+N+G	63-14047
347/600V	3P+N+G	-
480V	2P+G	63-14042
480V	3P+G	63-14043
600V	2P+G	-
600V	3P+G	-

Voltage	Polarity	Part # Poly
120/208V	3P+N+G	63-18167
125V	1P+N+G	63-18075
125/250V	2P+N+G	63-18076
208V	2P+G	63-18162
208V	3P+G	63-18163
250V	2P+G	63-18072
250V	3P+G	63-18073
277V	1P+N+G	63-18045
277/480V	3P+N+G	63-18047
347/600V	3P+N+G	-
480V	2P+G	63-18042
480V	3P+G	63-18043
600V	2P+G	-
600V	3P+G	-

Other voltage configurations are available – contact customer service at 800.433.7642.

Main Options



Mushroom Pawl



Padlock Pawl



Self-Ejecting Devices*

* Requires straight insertion receptacle or inlet and self-ejecting plug or connector

Receptacle Options

Suffix

Straight Insertion	Recept # - A188
Self-Ejecting Connector Release	Recept # - 345-A188
Mushroom Pawl	Recept # - 375
Padlock Pawl	Recept # - 843
Closed Lid Configuration	Recept # - NC

Inlet Options

Suffix

Self-Ejecting Plug Release	Inlet # - 338-A188
Straight Insertion	Inlet # - A188
With No Lockout Hole	Inlet # - A155



See pgs 181-190 for detailed information on these options

DSN20 Order Example:

To order a receptacle with a padlock pawl add **-843** the receptacle part number.

DSN20 receptacle 3P+G= 63-14043-**843**

Appropriate accessory numbers must also be included on the order

Installation Accessories

Handles



NPT	Poly Handle	Cable Range	Extended Handle	Nylon Handle	Angled Handle
1/2"	61-1A013-12	.20 - .83	61-1A413	-	-
3/4"	61-1A013-34	.31 - .59	-	61-1A013	-
1"	61-1A013-1	.32 - .67	-	-	61-1A313

Notes:

- Finger draw plates are recommended for easier connector closure on cord to cord assemblies.
- For available cord grips, see pgs 177-178.

For a guideline of NPT sizes based on cable ranges, see DSN3 on pg 26.

Angles



Nylon 30° Angle	Metal 30° Angle	Metal Straight Adapter
61-1A027	MA1	MS1

Junction Boxes



NPT	Metal Box	Metal Box with Nylon Angle	Poly* Conduit Entry	Poly 70°** Wall Box
1/2"	MB312-601	61-1A053-080-12	61-1A023-12	51-AA058
3/4"	MB334-601	61-1A053-080-34	61-1A023-34	51-AA058
1"	MB31-601	61-1A053-080-1	-	51-AA058
1 1/4"	MB3114-601	61-1A053-080-114	-	51-AA058

* For poly devices only

** UL pending. 70° boxes are not drilled. Contact customer service if factory drilling is required.

Miscellaneous Accessories



* Set of Two (2)

For Male Devices Only

For Male Devices Only

Finger Drawplates	Protective Cap	Padlockable Plug Cap
61-1A346	61-1A126	61-1A826

* Recommended for cord to cord assembly applications, for easier connector closure

Specialty Products Spotlight




Poly 70° Wall Box



Entries and exits can be drilled in the field using pilot holes at top, bottom or sides. Large box size makes wiring easy. 70° angle reduces protrusion and minimizes impact risk.

Order Example


A typical order should include an inlet part number, a receptacle part number **AND** the matching handles, angles or other required accessories.



Male Inlet with Handle (Plug)
63-18043 + 61-1A013



Female Receptacle with Angle Adapter
63-14043 + 61-1A027



DECONTACTOR™ – 30A

Switch Rated Plugs & Receptacles

Ratings

- Voltage**
600 VAC, 250 VDC
- Switch Ratings (AC Only)**
Branch Circuit & Motor Circuit Disconnect Switching
- Horsepower ratings**
 - 120V 1Ø 1 hp
 - 240V 1Ø 3 hp
 - 208V 3Ø 5 hp
 - 240V 3Ø 5 hp
 - 480V 3Ø 10 hp
 - 600V 3Ø 15 hp
- Short Circuit Rating**
100kA Close & Withstand
Testing was performed with RK1 current limiting fuses sized at 400% of the highest full load motor ampacity associated with the devices hp rating.
- Environmental Ratings**
NEMA 4X, IP66+IP67
- Temperature Range**
Min -40°F/Max 140°F
See pg 204 for temps below -15°F.
- Wiring Capacity**
Min 14 AWG Max 8 AWG
Aux Contacts - Max 8 AWG
- Listings**
UL, CSA, NOM, IEC, CE*
* Contact Customer Service

Receptacle (female)



Don't forget to add installation accessories to your order

Inlet (male)



Voltage	Polarity	Part # Poly
120/208V	3P+N+G	63-34167
125V	1P+N+G	63-34075
125/250V	2P+N+G	63-34076
208V	2P+G	63-34162
208V	3P+G	63-34163
250V	2P+G	63-34072
250V	3P+G	63-34073
277V	1P+N+G	63-34045
277/480V	3P+N+G	63-34047
347/600V	3P+N+G	63-34147
480V	2P+G	63-34042
480V	3P+G	63-34043
600V	2P+G	63-34142
600V	3P+G	63-34143

Voltage	Polarity	Part # Poly
120/208V	3P+N+G	63-38167
125V	1P+N+G	63-38075
125/250V	2P+N+G	63-38076
208V	2P+G	63-38162
208V	3P+G	63-38163
250V	2P+G	63-38072
250V	3P+G	63-38073
277V	1P+N+G	63-38045
277/480V	3P+N+G	63-38047
347/600V	3P+N+G	63-38147
480V	2P+G	63-38042
480V	3P+G	63-38043
600V	2P+G	63-38142
600V	3P+G	63-38143

Other voltage configurations are available – contact customer service at 800.433.7642.

Main Options



Auxiliary/Pilot Contacts



Mushroom Pawl



Padlock Pawl



Self-Ejecting Devices*

* Requires straight insertion receptacle or inlet and self-ejecting plug or connector

See pgs 181-190 for detailed information on these options

Receptacle Options

Suffix

With 2 Auxiliary/Pilot Contacts	Recept # - 972
Straight Insertion	Recept # - A188
Self-Ejecting Connector Release	Recept # - 345-A188
Mushroom Pawl	Recept # - 375
Padlock Pawl	Recept # - 843
Closed Lid Configuration	Recept # - NC
With Auxiliary Switch	Recept # - 270

Inlet Options

Suffix

With 2 Auxiliary/Pilot Contacts	Inlet # - 972
Self-Ejecting Plug Release	Inlet # - 338-A188
Straight Insertion	Inlet # - A188
With No Lockout Hole	Inlet # - A155
For Auxiliary Switch	Inlet # - NNF

DSN30 Order Example:

To order 2 auxiliary contacts on an inlet and receptacle add **-972** to the part numbers.

DSN30 Inlet 3P+G = 63-38043-**972**

DSN30 Receptacle 3P+G = 63-34043-**972**

Appropriate accessory part numbers must also be included on the order.

Installation Accessories

Handles



NPT	Poly Handle	Cable Range	Poly Handle w/Clamp & Bushing	Nylon Handle
1/2"	61-3A013-12	.20 - .83	–	61-3A013
3/4"	61-3A013-34	.750 - .875	1PM514	–
1"	61-3A013-1	.875 - 1.000	1PM516	–
1 1/4"	61-3A013-114	1.000 - 1.125	1PM518	–
		1.125 - 1.250	1PM520	–
		1.250 - 1.375	1PM522	–

NPT Guidelines

Cable Range	NPT
.062 - .5	1/2"
.187 - .75	3/4"
.437 - 1.10	1"
.750 - 1.375	1 1/4"

NPT sizes are determined by the cable diameter and third party cord grip.

- Notes:**
- Finger draw plates are recommended for easier connector closure on cord to cord assemblies.
 - For available cord grips, see pgs 177-178.

Angles



Nylon 30° Angle	Metal 30° Angle	Metal Angle FS/FD Box 30°	Metal Straight Adapter
61-3A027	MA2	MAFS2	MS2

Junction Boxes



NPT	Metal Box	Metal Box with Nylon Angle	Poly* Conduit Entry	Poly 70°** Wall Box
1/2"	MB312	61-3A053-080-12	61-3A023-12	51-BA058
3/4"	MB334	61-3A053-080-34	61-3A023-34	51-BA058
1"	MB31	61-3A053-080-1	–	51-BA058
1 1/4"	MB3114	61-3A053-080-114	–	51-BA058

* For poly devices only

** UL pending. 70° boxes are not drilled. Contact customer service if factory drilling is required.

Miscellaneous Accessories



* Set of Two (2)

For Male Devices Only

For Male Devices Only

Finger Drawplates	Protective Cap	Padlockable Plug Cap
61-3A346	61-3A126	61-3A826

* Recommended for cord to cord assembly applications, for easier connector closure

Specialty Products Spotlight



Poly 70° Wall Box



Entries and exits can be drilled in the field using pilot holes at top, bottom or sides. Large box size makes wiring easy. 70° angle reduces protrusion and minimizes impact risk.

Order Example


A typical order should include an inlet part number, a receptacle part number **AND** the matching handles, angles or other required accessories.



Male Inlet with Handle (Plug)
63-38043 + 61-3A013



Female Receptacle with Angle Adapter
63-34043 + 61-3A027



DECONTACTOR™ – 60A

Switch Rated Plugs & Receptacles

Ratings

- Voltage**
600 VAC, 250 VDC
- Switch Ratings (AC Only)**
Branch Circuit & Motor Circuit Disconnect Switching
- Horsepower ratings**
 - 120V 1Ø 2 hp
 - 240V 1Ø 3 hp
 - 208V 3Ø 7 1/2 hp
 - 240V 3Ø 7 1/2 hp
 - 480V 3Ø 20 hp
 - 600V 3Ø 20 hp
- Short Circuit Rating**
100kA Close & Withstand
Testing was performed with RK1 current limiting fuses sized at 400% of the highest full load motor ampacity associated with the devices hp rating.
- Environmental Ratings**
NEMA 4X, IP66+IP67
- Temperature Range**
Min -40°F/Max 140°F
See pg 204 for temps below -15°F.
- Wiring Capacity**
Min 12 AWG Max 4 AWG
Aux Contacts - Max 12 AWG
- Listings**
UL, CSA, NOM, IEC, CE*
* Contact Customer Service

Receptacle (female)



Don't forget to add installation accessories to your order

Inlet (male)



Voltage	Polarity	Part # Poly
120/208V	3P+N+G	63-64167
125V	1P+N+G	63-64075
125/250V	2P+N+G	63-64076
208V	2P+G	63-64162
208V	3P+G	63-64163
250V	2P+G	63-64072
250V	3P+G	63-64073
277V	1P+N+G	63-64045
277/480V	3P+N+G	63-64047
347/600V	3P+N+G	63-64147
480V	2P+G	63-64042
480V	3P+G	63-64043
600V	2P+G	63-64142
600V	3P+G	63-64143

Voltage	Polarity	Part # Poly
120/208V	3P+N+G	63-68167
125V	1P+N+G	63-68075
125/250V	2P+N+G	63-68076
208V	2P+G	63-68162
208V	3P+G	63-68163
250V	2P+G	63-68072
250V	3P+G	63-68073
277V	1P+N+G	63-68045
277/480V	3P+N+G	63-68047
347/600V	3P+N+G	63-68147
480V	2P+G	63-68042
480V	3P+G	63-68043
600V	2P+G	63-68142
600V	3P+G	63-68143

Other voltage configurations are available – contact customer service at 800.433.7642.

Main Options

- Auxiliary/Pilot Contacts
- Mushroom Pawl
- Padlock Pawl
- Self-Ejecting Devices*
* Requires straight insertion receptacle or inlet and self-ejecting plug or connector

Receptacle Options

Receptacle Options	Suffix #
With 2 Auxiliary/Pilot Contacts	Recept # - 972
With 3 Auxiliary/Pilot Contacts	Recept # - 973+
With 4 Auxiliary/Pilot Contacts	Recept # - 974+
Straight Insertion	Recept # - A188
Self-Ejecting Connector Release	Recept # - 345-A188
Mushroom Pawl	Recept # - 375
Padlock Pawl	Recept # - 843
Closed Lid Configuration	Recept # - NC
With Auxiliary Switch	Recept # - 270

Notes: + Not UL/CSA Listed

Inlet Options

Inlet Options	Suffix #
With 2 Auxiliary/Pilot Contacts	Inlet # - 972
With 3 Auxiliary/Pilot Contacts	Inlet # - 973+
With 4 Auxiliary/Pilot Contacts	Inlet # - 974+
Self-Ejecting Plug Release	Inlet # - 338-A188
Straight Insertion	Inlet # - A188
With No Lockout Hole	Inlet # - A155
For Auxiliary Switch	Inlet # - NNF

DSN60 Order Example:

To order 2 auxiliary contacts on an inlet and receptacle add -972 to the part numbers.

DSN60 Inlet 3P+G = 63-68043-972

DSN60 Receptacle 3P+G = 63-64043-972

Appropriate accessory part numbers must also be included on the order.

See pgs 181-190 for detailed information on these options

Installation Accessories

Handles



Makes connector closures easier

NPT	Poly Handle	Cable Range	Poly Handle w/Clamp & Bushing	Nylon Handle	Poly Handle w/built in Draw Grips
1/2"	61-6A013-12	.32 - 1.25	–	–	61-6A473
3/4"	61-6A013-34	.39 - 1.18	–	61-6A013	–
1"	61-6A013-1	.750 - .875	3PM514	–	–
1 1/4"	61-6A013-114	.875 - 1.000	3PM516	–	–
		1.000 - 1.125	3PM518	–	–
		1.125 - 1.250	3PM520	–	–
		1.250 - 1.375	3PM522	–	–

Notes: • Finger draw plates are recommended for easier connector closure on cord to cord assemblies.
• For available cord grips, see pgs 177-178.

• For a guideline of NPT sizes based on cable ranges, see DSN3 on pg 26.

Angles



Nylon 30° Angle	Metal 30° Angle	Metal 70° Angle	Metal Angle FS/FD Box 30°	Metal Straight Adapter
61-6A027	MA3	89-3A027	MAFS3	MS3

Junction Boxes



NPT	Metal Box	Metal Box with Nylon Angle	Poly* Conduit Entry	Poly 70°** Wall Box
1/2"	MB312	61-6A053-080-12	61-6A023-12	51-CA058
3/4"	MB334	61-6A053-080-34	61-6A023-34	51-CA058
1"	MB31	61-6A053-080-1	61-6A023-1	51-CA058
1 1/4"	MB3114	61-6A053-080-114	–	51-CA058

* For poly devices only ** UL pending. 70° boxes are not drilled. Contact customer service if factory drilling is required.

Miscellaneous Accessories



Set of Two (2)



For Male Devices Only




For Male Devices Only



Finger Drawplates	Protective Cap	Padlockable Plug Cap	Cord Grip w/Mesh
61-6A346	61-6A126	61-6A826	see pgs 177-178

Accessory Spotlight


Finger Drawplates



Finger drawplates are recommended for easier connector closure on cord to cord assemblies.

Order Example

A typical order should include an inlet part number, a receptacle part number **AND** the matching handles, angles or other required accessories.



Male Inlet with Handle (Plug)
63-68043 + 61-6A013



Female Receptacle with Angle Adapter
63-64043 + 61-6A027